Company address: No.67, Jinzhou Avenue, Yuelu District, Changsha City, Hunan Province.
Factory address: East Sanhuan Rd, Ningxiang National Economic & Technological Development Zone, Changsha, Hunan
Web: www.runhbatchplant.com
Email:cs-runh@foxmail.com
WhatsApp: +86 15116441520
Tel:+86 18674382958

Website | Facebook | LinkedIn | YouTube



BULK MATERIAL CONVEYING EQUIPMENT

One-stop Conveyor Solutions

For Mining | Cement | Ports | Power Plants | Aggregates

Why RUNH?

- ✔ 20+ Year s Experience
- ✔ OEM & EPC Support
- ✔ Customized Design
- ✔ Fast Delivery
- ✔ Installation Guidance
- ✔ Global Service



CHANGSHA RUNHANG MACHINERY CO., LTD.



Company Introduction

CHANGSHA RUNHANG MACHINERY CO., LTD.

We specialize in the R&D, manufacturing, and system integration of concrete batching plants, mining crushing plants, and bulk material conveying equipment. We are committed to serving global OEMs, EPC contractors, and end users by providing innovative engineering, reliable manufacturing, and complete system solutions.

CONTENTS

Steep Angle Sidewall Belt Conveyor----------01

Flat (inclined) Belt Conveyor----------02

Radial Stacking Conveyor----------03

Traveling Distribution Belt Conveyor----------04

Pipe Belt Conveyor----------05

Waste Handling Belt Conveyor----------06

Long-distance Belt Conveyor----------07

Belt Conveyor for Crushing Plants----------08

Port, Rail and Terminal Belt Conveyor----------09

Mobile Belt Conveyor----------11

Belt Conveyor Buffer Bed----------12

Electronic Belt Scale----------13

Belt Conveyor Accessories----------14

Engineering Case----------15

Technology R&D----------19

Intelligent Manufacturing----------20

RUNH 润杭 站类工程

Steep Angle Sidewall Belt Conveyor

Designed for steep-incline bulk material conveying, the corrugated sidewall belt conveyor uses corrugated sidewalls and cleats to prevent material spillage. It maximizes space utilization, reduces transfer points, and lowers overall project costs by 20–30%. Ideal for mining, cement, metallurgy, ports, power plants, and other bulk material handling applications.

Main Technical Parameters

Belt Width (mm)	Sidewall Height (mm)	Belt Speed (m/s)	Inclination Angle (°)	Max. Conveying Capacity (m^3/h)	Power (kW)
650	80	842.5	30°~90°	118	1.5~30
	120			156	
	160			210	
800	120			248	1.5~55
	160			340	
	200			370	
1000	80	843.15		465	4.0~90
	120			518	
	160			708	
1200	160			702	5.5~110
	200			788	
	240			1077	
	300			1292	

Notes: “B” stands for belt width in mm; “V” stands for the running speed of the belt, measured by m/s. The capacity “Qv” value is calculated for horizontal transport with a dynamic stacking Angle of 20° and an idler groove Angle of 35° .The conveying capacities are for reference only.Please contact our technical department.

Product Image





RUNH 润杭 站类工程

Flat (Inclined) Belt Conveyor

The flat (inclined) belt conveyor is optimized and designed by our company based on TD75 and DTII standards. It consists of belt, drive, frame, idler group, roller, cleaner, etc. it is widely used in building materials, metallurgy, mining, port, coal, cement, power station, steel, port, wharf, railway, highway and other industries. It is characterized by strong applicability and versatility.

Main Technical Parameters

B mm \ v m/s, Qv m^3/h	0.80	1.00	1.25	1.60	2.00	2.50	3.15	4.00	5.00	6.50
500	67	85	106	137	172	215	-	-	-	-
650	125	157	196	252	316	395	-	-	-	-
800	196	246	308	395	494	618	779	-	-	-
1000	322	403	505	647	809	1012	1276	1621	-	-
1200	-	591	740	949	1186	1484	1870	2376	2970	-
1400	-	823	1030	1319	1650	2063	2600	3303	4130	-
1600	-	-	-	-	2184	2731	3442	4372	5465	-
1800	-	-	-	-	2795	3493	4402	5590	6989	9082
2000	-	-	-	-	3470	4337	5465	6940	8675	11276
2200	-	-	-	-	-	-	6842	8690	10862	14120
2400	-	-	-	-	-	-	8289	10525	13157	17103

Notes: “B” stands for belt width in mm; “V” stands for the running speed of the belt, measured by m/s. The capacity “Qv” value is calculated for horizontal transport with a dynamic stacking Angle of 20° and an idler groove Angle of 35° .The conveying capacities are for reference only. Please contact our technical department.

Product Image



Radial Stacking Conveyor

Designed for efficient bulk material handling, the radial stacking belt conveyor features a traveling discharge trolley with multi-point feeding and unloading. It enables flexible material distribution, reduces the equipment footprint, and improves stockpile management. Ideal for mining, cement, metallurgy, ports, power plants, steel, railways, highways, and other industries.

Main Technical Parameters

v m/s / Qv m³/h / B mm	0.80	1.00	1.25	1.60	2.00	2.50	3.15
500	67	85	106	137	172	215	-
650	125	157	196	252	316	395	-
800	196	246	308	395	494	618	779
1000	322	403	505	647	809	1012	1276
1200	-	591	740	949	1186	1484	1870
1400	-	823	1030	1319	1650	2063	2600
1600	-	-	-	-	2184	2731	3442

Notes: “B” stands for belt width in mm; “V” stands for the running speed of the belt, measured by m/s. The capacity “Qv” value is calculated for horizontal transport with a dynamic stacking Angle of 20° and an idler groove Angle of 35° .The conveying capacities are for reference only. Please contact our technical department.

Product Image





Traveling Distribution Belt Conveyor

The traveling distributing belt conveyor features a traveling discharge device with multi-point material receiving and unloading, enabling flexible and efficient material distribution. It handles a wide range of bulk materials, optimizes stockpile management, and reduces the equipment footprint.

Widely used in mining, cement, metallurgy, ports, power plants, steel, railways, highways, and other bulk material handling industries.

Main Technical Parameters

v m/s / Qv m³/h / B mm	0.80	1.00	1.25	1.60	2.00	2.50	3.15
500	67	85	106	137	172	215	-
650	125	157	196	252	316	395	-
800	196	246	308	395	494	618	779
1000	322	403	505	647	809	1012	1276
1200	-	591	740	949	1186	1484	1870
1400	-	823	1030	1319	1650	2063	2600
1600	-	-	-	-	2184	2731	3442

Notes: “B” stands for belt width in mm; “V” stands for the running speed of the belt, measured by m/s. The capacity “Qv” value is calculated for horizontal transport with a dynamic stacking Angle of 20° and an idler groove Angle of 35° .The conveying capacities are for reference only. Please contact our technical department.

Product Image



RUNH 润杭 站类工程

Pipe Belt Conveyor

The pipe belt conveyor encloses materials within a tubular belt for clean, dust-free conveying. Its flexible design accommodates horizontal and vertical curves, making it ideal for long-distance transport over complex terrain while reducing transfer points and installation space.

Main Technical Parameters

Nominal Pipe Diameter (mm)	150	200	250	300	350	400	450	500	600	700	850
Nominal Belt Width (mm)	550	730	910	1100	1280	1460	1640	1820	2190	2550	3100
Max. Lump Size (mm)	30-50	50-70	70-90	90-100	100-120	120-150	130-170	150-200	200-250	250-300	300-400
Equivalent Belt Width (mm)	300-400	500-600	600-750	750-900	900-1050	1050-1200	1200-1350	1200-1500	1500-1800	1800-2000	2000-2400
Belt Speed (m/s)	Conveying Capacity (m^3/h)										
0.80	38	68	106	153	-	-	-	-	-	-	-
1.00	48	85	133	191	260	339	434	530	763	1039	532
1.25	60	106	166	239	325	424	544	663	954	1299	1915
1.60	76	136	212	305	416	543	696	848	1221	1662	2451
2.00	95	170	265	382	519	678	869	1060	1526	2078	3063
2.50	119	212	331	477	649	848	1087	1325	1908	2597	3829
3.15	-	-	417	601	818	1069	1370	1670	2404	3272	4825
4.00	-	-	-	763	1039	1357	1739	2120	3053	4155	6217
4.50	-	-	-	-	1169	1526	1956	2385	3434	4675	6893
5.00	-	-	-	-	1299	1697	2174	2650	3816	5194	7659

Notes: “B” stands for belt width in mm; “V” stands for the running speed of the belt, measured by m/s. The capacity “Qv” value is calculated for horizontal transport with a dynamic stacking Angle of 20° and an idler groove Angle of 35° .The conveying capacities are for reference only. Please contact our technical department.

Product Image





RUNH 润杭 站类工程

Waste Handling Belt Conveyor

This conveyor features a compact, space-saving design and fully enclosed conveying to effectively control dust, reduce material breakage, and improve environmental performance. It can operate independently or as part of an integrated conveying system. Designed for waste transfer and bulk material handling, it offers high conveying capacity, steep-angle conveying, low operating costs, and easy maintenance.

Main Technical Parameters

v m/s / Qv m^3/h / B mm	0.80	1.00	1.25	1.60	2.00	2.50	3.15
500	67	85	106	137	172	215	-
650	125	157	196	252	316	395	-
800	196	246	308	395	494	618	779
1000	322	403	505	647	809	1012	1276
1200	-	591	740	949	1186	1484	1870
1400	-	823	1030	1319	1650	2063	2600
1600	-	-	-	-	2184	2731	3442

Notes: “B” stands for belt width in mm; “V” stands for the running speed of the belt, measured by m/s. The capacity “Qv” value is calculated for horizontal transport with a dynamic stacking Angle of 20° and an idler groove Angle of 35° .The conveying capacities are for reference only. Please contact our technical department.

Product Image





Long-distance Belt Conveyor

Designed for efficient long-distance bulk material handling, the long-distance belt conveyor transports materials between ports, railways, mines, factories, and storage yards. Its multi-drive design ensures stable operation, high conveying efficiency, and reliable performance over extended distances.

Widely used in mining, cement, metallurgy, ports, power plants, steel, railways, highways, and other bulk material handling industries.

Main Technical Parameters

B mm \ v m/s, Qv m³/h	0.80	1.00	1.25	1.60	2.00	2.50	3.15	4.00	5.00	6.50
500	67	85	106	137	172	215	-	-	-	-
650	125	157	196	252	316	395	-	-	-	-
800	196	246	308	395	494	618	779	-	-	-
1000	322	403	505	647	809	1012	1276	1621	-	-
1200	-	591	740	949	1186	1484	1870	2376	2970	-
1400	-	823	1030	1319	1650	2063	2600	3303	4130	-
1600	-	-	-	-	2184	2731	3442	4372	5465	-
1800	-	-	-	-	2795	3493	4402	5590	6989	9082
2000	-	-	-	-	3470	4337	5465	6940	8675	11276
2200	-	-	-	-	-	-	6842	8690	10862	14120
2400	-	-	-	-	-	-	8289	10525	13157	17103

Notes: “B” stands for belt width in mm; “V” stands for the running speed of the belt, measured by m/s. The capacity “Qv” value is calculated for horizontal transport with a dynamic stacking Angle of 20° and an idler groove Angle of 35° .The conveying capacities are for reference only. Please contact our technical department.

Product Image



Belt Conveyor for Crushing Plants

Designed for crushing and screening plants, this belt conveyor features a compact structure for seamless integration with crushing equipment. It handles various bulk material sizes while providing high conveying capacity, strong incline capability, low operating costs, and easy maintenance. Its modular design also supports efficient automated material handling.

Main Technical Parameters

B mm \ v m/s, Qv m³/h	0.80	1.00	1.25	1.60	2.00	2.50	3.15
500	67	85	106	137	172	215	-
650	125	157	196	252	316	395	-
800	196	246	308	395	494	618	779
1000	322	403	505	647	809	1012	1276
1200	-	591	740	949	1186	1484	1870
1400	-	823	1030	1319	1650	2063	2600
1600	-	-	-	-	2184	2731	3442
1800	-	-	-	-	2795	3493	4402
2000	-	-	-	-	3470	4337	5465

Notes: “B” stands for belt width in mm; “V” stands for the running speed of the belt, measured by m/s. The capacity “Qv” value is calculated for horizontal transport with a dynamic stacking Angle of 20° and an idler groove Angle of 35° .The conveying capacities are for reference only. Please contact our technical department.

Product Image





Designed for bulk material transportation in ports, terminals, and railway facilities, this conveyor provides efficient loading, unloading, transfer, and distribution of materials. It integrates seamlessly with stackers, reclaimers, ship loaders, and unloading systems, ensuring reliable, high-capacity operation for long-distance material handling.

Main Technical Parameters

v m/s / Qv m³/h / B mm	0.80	1.00	1.25	1.60	2.00	2.50	3.15
500	67	85	106	137	172	215	-
650	125	157	196	252	316	395	-
800	196	246	308	395	494	618	779
1000	322	403	505	647	809	1012	1276
1200	-	591	740	949	1186	1484	1870
1400	-	823	1030	1319	1650	2063	2600
1600	-	-	-	-	2184	2731	3442

Notes: “B” stands for belt width in mm; “V” stands for the running speed of the belt, measured by m/s. The capacity “Qv” value is calculated for horizontal transport with a dynamic stacking Angle of 20° and an idler groove Angle of 35° .The conveying capacities are for reference only. Please contact our technical department.

Product Image



RUNH 润杭 站类工程
Port, Rail and Terminal Belt Conveyor













Mobile Belt Conveyor

The mobile belt conveyor provides flexible and efficient bulk material handling for ports, mining, coal, power plants, steel plants, grain terminals, and other stockyard applications. Featuring servo control, hydraulic lifting, and telescopic functions, it offers flexible movement, adjustable conveying height and length, and easy operation. Crawler or tire-mounted configurations, with an optional generator set, are available to suit different working conditions.

Main Technical Parameters

Belt Width (mm)	Belt Speed (m/s)	Transport Capacity (m^3/h)	Conveying Angle	Lift Height (m)	Conveyor Length (m)
650	0.2~2.0	127~318	0~22	2~10	8~25
800	0.8~2.5	198~620	0~22	2~10	8~40
1000	0.8~3.15	324~1278	0~22	3~15	10~50
1200	1.25~4.0	742~2377	0~22	3~20	10~50
1400	1.25~4.0	1032~3304	0~22	3~20	10~50
1600	2.0~4.0	2186~4373	0~22	3~20	30~80

Product Image



Belt Conveyor Buffer Bed

The RD-HC Conveyor Buffer Bed is designed for high-impact loading zones in mining, ports, power plants, and other bulk material handling applications. Its maintenance-free design and high-performance impact bars effectively absorb impact, reduce belt wear and material spillage, extend belt service life, and lower maintenance costs.

Main Technical Parameters

Product Model	Belt Width (mm)	Buffer Bar Length (mm)	Number of Buffer Bars
RD-HC-B650	650	1220	5
RD-HC-B800	800	1220	6
RD-HC-B1000	1000	1220	7
RD-HC-B1200	1200	1220	9
RD-HC-B1400	1400	1500	10
RD-HC-B1600	1600	1500	14
RD-HC-B1800	1800	1800	15

Product Image



Electronic Belt Scale

The electronic belt scale provides accurate, continuous weighing for bulk material handling in mining, cement, steel, ports, chemicals, agriculture, and other industries. Suitable for belt widths from 500–2200 mm, it supports capacities of up to 10,000 t/h with a theoretical weighing accuracy of ±0.25%, ensuring reliable process control and production efficiency.



▲ Double-weighbridge structure, applicable theoretical accuracy requirement: 1–2% (without tension compensation)



▲ Eight-weighbridge structure, applicable theoretical accuracy requirement: 0.25% (with tension compensation)





▲ Four-weighbridge structure, applicable theoretical accuracy requirement: 0.5% (without tension compensation)

▶ Theoretical Accuracy: ±0.25%

- Suitable for Various Bulk Densities
- Flow Range: 20–100% of Rated Capacity
- Speed Range: 0–100% of Rated Belt Speed



▶ Long-term Stability

- Immune to belt tension and temperature variations
- Unaffected by belt aging
- Long-term stability for 3–6 months without recalibration



Belt Conveyor Accessories











ENGINEERING CASE



▶ Belt Conveyor Project of Material Yard in Chuzhou, Anhui



▶ Belt Conveyor Project of Material Yard in Daolang, Shandong



▶ Complete Belt Conveyor System Project for Shenzhen Port

ENGINEERING CASE



▶ Pipe Belt Conveyor Project for Port Expansion of Hong Kong International Airport



▶ Mobile Belt Conveyor Project for Fujian Ports

ENGINEERING CASE



▶ Long-distance Belt Conveyor Project in Hunan



▶ Mine Crushing Station Project in Hunan



▶ Mine Crushing Station Project in the Philippines

ENGINEERING CASE



▶ Long-distance Belt Conveyor Project in Jiangxi



▶ Mine Crushing Station Project in Gao'an, Jiangxi

TECHNOLOGY R&D





- Member of the Concrete Machinery Technical Committee of the Standardization Administration of China (SAC/TC328/SC1) and Vice President of the Changsha Construction Machinery Industry Association.
- Participated in the development of national and industry standards for concrete batching plants, belt conveyors, air-cushion conveyors, scraper reclaimers, conveyor cleaners, and belt tracking devices.
- Recognized as a National High-Tech Enterprise, Hunan Enterprise Technology Center, and Changsha Engineering Technology Research Center for Intelligent Bulk Material Handling Systems.
- Holder of 200+ national patents, including numerous invention patents.

INTELLIGENT MANUFACTURING

China's first intelligent production line for standard belt conveyor trusses, with an annual production capacity of 100,000 meters. Integrating CNC punching, shearing, and robotic welding, it is one of the industry's most advanced and highly automated production lines.



Bucket automatic robotic welding Line

